

Overall Status

Red

Orange

Yellow

Green

Virus Spread and Containment

1908

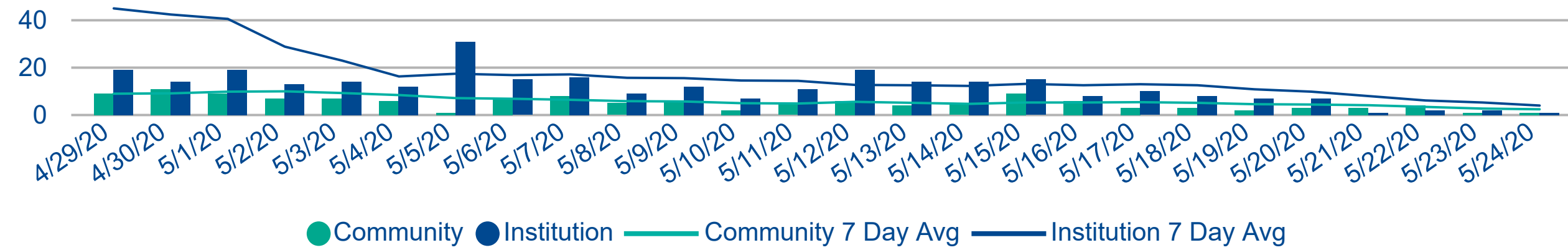
Total Cases



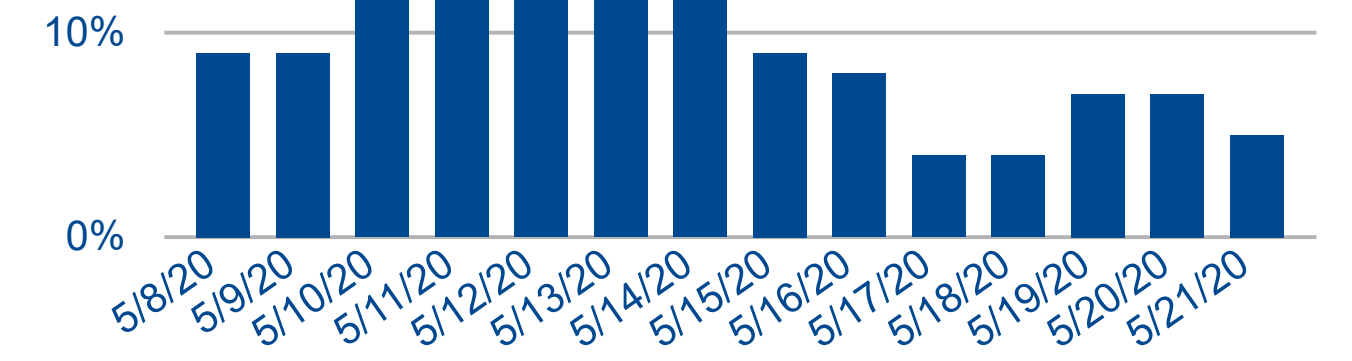
235

Total Deaths

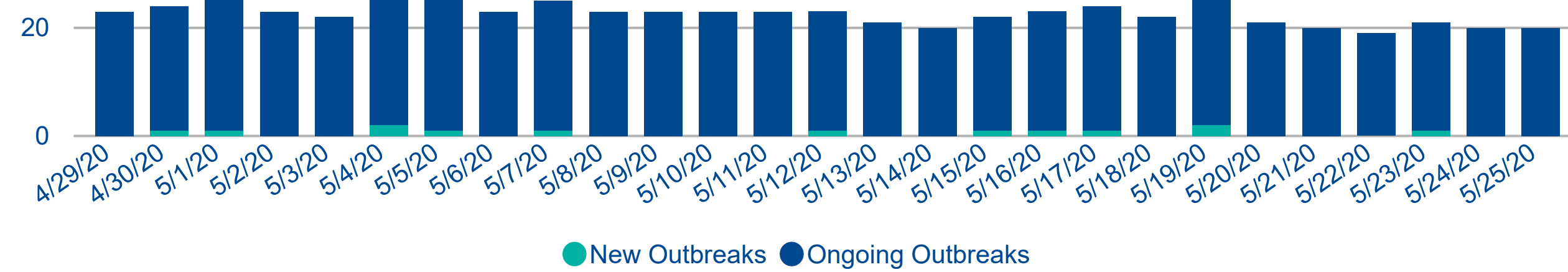
COVID-19 Cases



COVID-19 Community Acquired Cases - % of Overall Cases



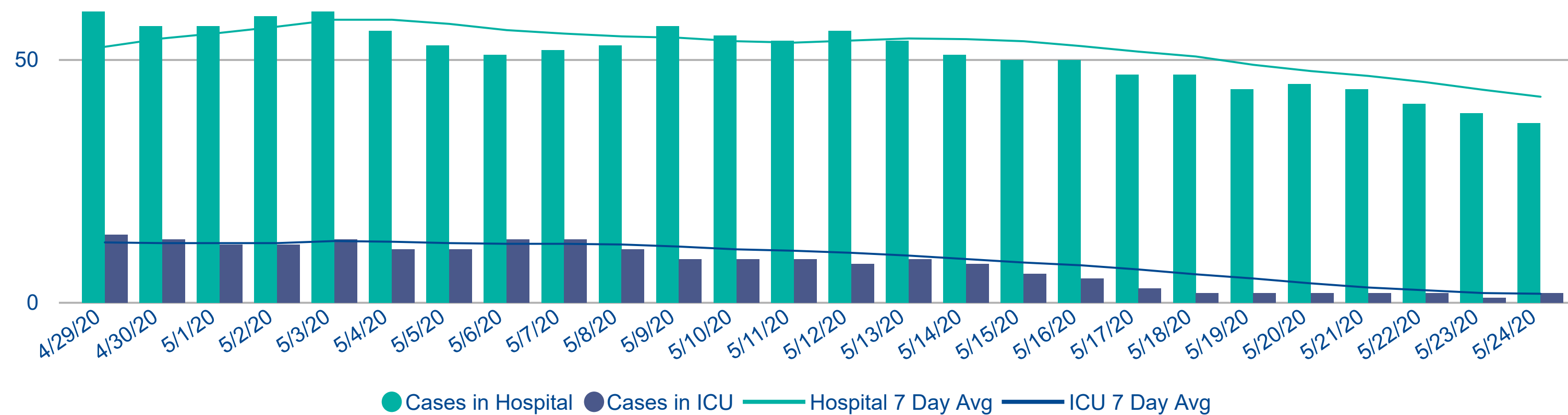
COVID-19 Outbreaks



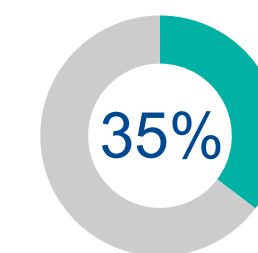
Health Care System Capacity



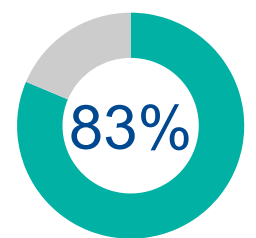
COVID-19 Hospitalization



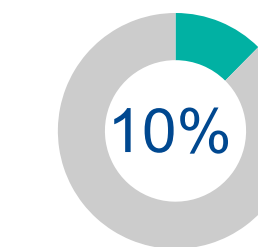
Adult ICU Beds Occupied



Adult Acute Beds Occupied



Adult ICU Ventilator Beds Occupied



5/24/20

Overall Status

Red

Orange

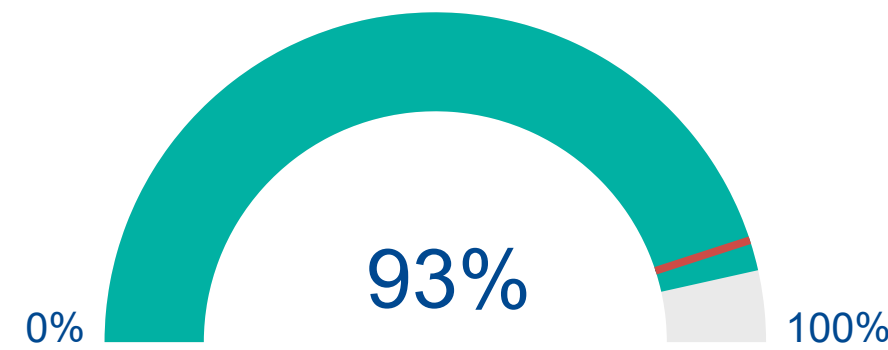
Yellow

Green

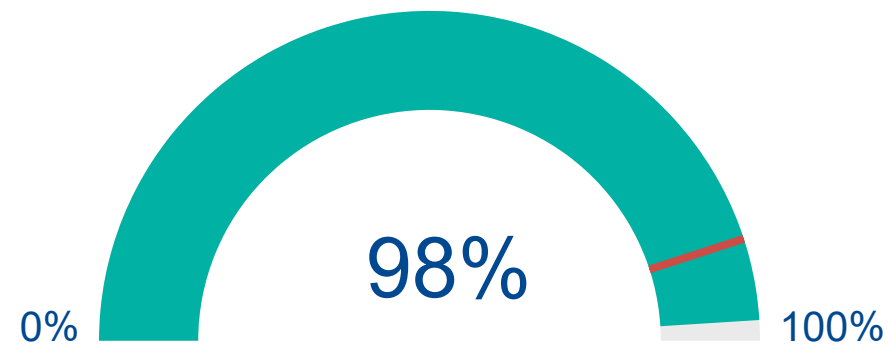
Public Health



Cases Reached Within 24 Hours



Contacts Investigated Within 24 Hours



Number of Contacts per Infected Cases

5.3

05/17-05/23

Health Behaviours - Survey Data Coming Soon



Hand Washing

Staying Home When Sick



Physical Distancing

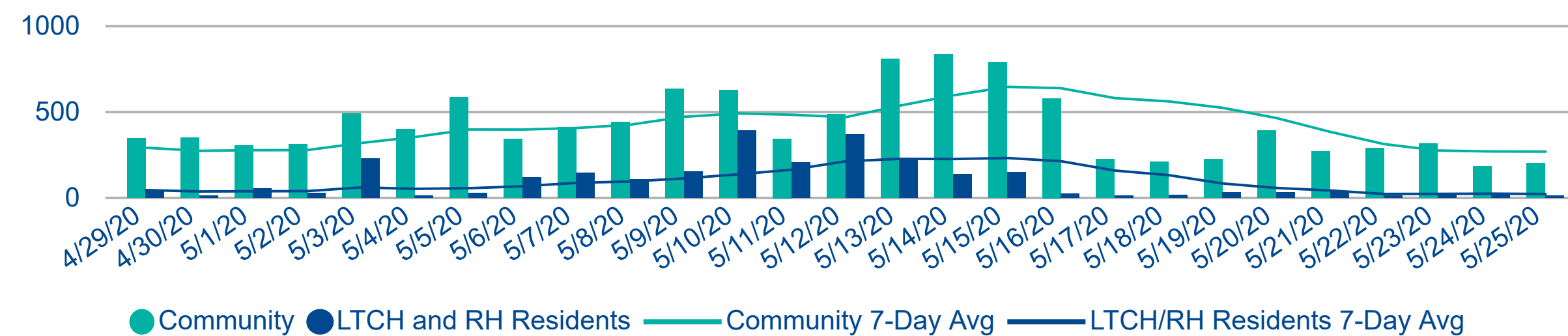


Mask Use

Testing and Tracking



COVID-19 Testing Per Day for Ottawa Residents



% Positivity

5.5%

Community

5.4%

LTCH and RH Residents

Test Turn-Around Time at the Eastern Ontario Regional Laboratory Association

11.50 Hours

Positive Tests

14.75 Hours

Negative Tests

Red

Increasing spread and outbreaks

Limited hospital capacity and many health care worker infections

Limited or no ability to isolate cases/quarantine contacts

> 15% positivity or < 25% testing capacity

Orange

Decreasing spread and few outbreaks

Some hospital capacity and some health care worker infections

Some ability to isolate cases/quarantine contacts

10-15% positivity or 50-75% testing capacity

Yellow

Decreasing spread and rare outbreaks

Full hospital capacity and rare health care worker infections

More ability to isolate cases/quarantine contacts

5-10% positivity or >75% testing capacity

Green

Cases and outbreaks are rare

Full hospital capacity and no health care worker infections

Ability to isolate cases/quarantine contacts

<5% positivity or 100% testing capacity

The Ottawa Public Health COVID-19 Ottawa Database (COD), are dynamic disease reporting systems that allow for ongoing updates to data previously entered. Data extracted from these databases represent a snapshot at the time of extraction and can be different in previous or subsequent reports.

Virus spread and Containment

COVID-19 Cases, Outbreaks and Community Acquired Cases

Data are from the COD as of 2:00 p.m. the day before publication.

For cases, the date used is the earliest of onset, test or reported date. For outbreaks, the date used is the onset of the index (first) case associated with the outbreak.

The 7 Day Avg is a moving average of the value for the date on the figure plus the values for the previous 6 days.

As the case is investigated and more information is available, the dates in the figures are updated.

Confirmed cases are those with a confirmed COVID-19 laboratory result as per the Ministry of Health Public health management of cases and contacts of COVID-19 in Ontario. March 25, 2020 version 6.0.

Institution refer to cases associated with an institutional outbreak and community refers cases associated with a specific isolated community outbreak (e.g. workplace) or no known outbreak. Institutions include long-term care homes, retirement homes, public hospitals, and other institutions (e.g. group homes, shelters and assisted living).

Outbreaks reflect the definitions at the time they were declared open.

A patient’s exposure may have occurred up to 14 days prior to onset of symptoms.

Surveillance testing for COVID-19 began in long term care facilities on April 25, 2020.

Variations in testing are impacted by the provincial guidance on testing. In the early weeks of the pandemic, testing was limited to priority groups which would mean that the number of reported confirmed community cases underestimates the actual number of infections. Information on overall infection rates in Canada will not be available until large studies on COVID-19 antibody presence in blood serum are conducted. Based on available information, the actual number of infections may lie from 5 to 30 times or more than the reported number of cases.

Community acquired cases are cases for whom a known source of infection could not be identified after risk factor assessment. They did not have any of the following risk factors: travel, closed contact of a confirmed case or association with an outbreak, health care occupation.

Health Care System Capacity

COVID-19 Hospitalization

The light blue bars, hospitalization data are from the COD as of 2:00 p.m. the day before publication. Confirmed cases are those with a confirmed COVID-19 laboratory result as per the Ministry of Health Public health management of cases and contacts of COVID-19 in Ontario. March 25, 2020 version 6.0.

The dark blue bars, ICU data are from the Ministry of Health COVID-19 Regional Hospital Dashboard from the Critical Care Information System report, reported by hospitals two days before publication.

The 7 Day Avg is a moving average of the value for the date on the figure plus the values for the previous 6 days.

Data represent all lab confirmed COVID-19 intensive care bed patients cared for at Ottawa hospitals, including both patients who reside in Ottawa (captured in the COD) and patients who reside out-of-Ottawa who receive care at Ottawa hospitals. This information presents a fuller picture of COVID-19 intensive care use at the Ottawa-level.

Ottawa hospitals reporting intensive care data include The Children’s Hospital of Eastern Ontario, The Ottawa Hospital, Queensway Carleton Hospital, The Montfort Hospital and The University of Ottawa Heart Institute.

Patients who are admitted multiple times to hospital are only counted on their first admission date.

Beds Occupied

Data are extracted from the OH EAST Regional Dashboard the day before publication.

Adult Acute Care Beds includes acute care beds from the Ottawa Hospital, the Monfort hospital, Queensway-Carleton Hospital and University of Ottawa Heart Institute. Mental health, rehab, neonatal and pediatric beds are excluded.

ICU Beds and ICU Ventilator Beds includes Level 2 and Level 3 intensive care unit beds from the Ottawa Hospital, the Monfort Hospital, Queensway-Carleton Hospital and University of Ottawa Heart Institute.

The Ottawa Public Health COVID-19 Ottawa Database (COD), are dynamic disease reporting systems that allow for ongoing updates to data previously entered. Data extracted from these databases represent a snapshot at the time of extraction and can be different in previous or subsequent reports.

Public Health

Cases reached and Contacts Investigated in 24 Hours

Red line indicates the target of 90%

Data is for the time period identified under the Number of Contacts per Infected Case

Testing and Tracking

COVID-19 Testing Per Day

Data from the Ontario Laboratories Information System (OLIS) are updated weekly on Fridays using data extracted on Thursdays.

Percent positivity represents the percentage of positive tests, out of the total number of tests run over a period of 28 days from last reported OLIS date.

The dates in the graph represents the date that the test result was released by the reporting laboratory.

The 7 Day Avg is a moving average of the value for the date on the figure plus the values for the previous 6 days.

Only patients with health card numbers are included in the OLIS dataset. Results for patients who placed an OLIS consent block (~50 records province-wide) were excluded.

Only patients with an Ottawa address in OLIS, based on the health card address, are included in the figure.

LTCH = Long-term care home. RH = Retirement home. This is based on addresses of registered homes in Ottawa and persons tested are matched to homes based on health card address.

LTCH and RH assignment are only as accurate as the recorded health card address; therefore, not all tests in long-term care homes may be captured. Furthermore, staff working in LTCH or RH would not be categorized as such in testing data because they are assigned based on their residential address rather than their workplace in the OLIS dataset.

Community includes individuals whose address on their health card does not match with the address of a LTCH or registered RH. This would include staff at LTCH and RH.

Not all labs report to OLIS.

Once an individual is confirmed positive, subsequent tests for that individual are excluded from the daily totals. Duplicate tests were excluded from the total number of positive tests, including those that arise from multiple tests of cure.

Data on tests taken during the five days prior to extraction may be incomplete due to a lag in reporting.

Test Turn-Around Time at the Eastern Ontario Regional Laboratory Association

The Eastern Ontario Regional Laboratory Association (EORLA) member hospitals and sites - <https://www.eorla.ca/member-hospitals-and-sites/>

Test turn-around time is an average turn-around time for the 7 days prior to publication.